

Rubio WoodCream

Protecting the natural beauty of wood

Rubio WoodCream is a breathable hydrophobic wax-based cream that colors and protects wood and makes it water-repellent. The hydrophobic Rubio WoodCream technology, in combination with its unique cream structure, offers important benefits on both a product and application level. This moisture-regulating cream provides water-repellent and self-cleaning wood protection. The long contact technology ensures a perfect absorption of the cream into the wood's pores, without covering them, thus ensuring the wood's natural moisture balance and structure.

Rubio WoodCream gives wood surfaces a semi-transparent, aged, or opaque look and is available in 3 color collections: The Grey Collection, the Traditional Collection, and the Scandinavian Collection. A transparent version (#0) is also available in order to create a non-colored effect. This version has no UV-filter, it allows the wood to age naturally while still providing protection and water-repellency. The transparent version will also protect already aged wood.

Depending on the chosen color, wood type and orientation of the vertical wood, the color will last between 5 to 10 years. After about 5 years, the water-beading effect will gradually diminish.

If you want to decrease the color intensity of the existing Rubio WoodCream colors, you can dilute them using **Rubio WoodCream Softener**.



ATTENTION

Adding Rubio WoodCream Softener reduces the UV resistance of the product. This can cause premature discoloration. This discoloration effect depends on the amount of Rubio WoodCream Softener added.

PRODUCT INFORMATION

› Unique characteristics

- Wax-based cream
- Hydrophobic cream
- Low environmental impact
- VOC free
- Non film-forming, does not flake off
- Water-repellent with water-beading effect
 - The water-beading effect makes the surface self-cleaning
 - The water-repellent and self-cleaning effects reduce the risk of micro-organism growth (algae, molds, fungi) and frost damage
- Breathable and moisture-regulating
 - The wood pores remain open; this allows the wood to breath and guarantees optimal moisture-regulation
- Cream structure
- Penetrates deep into the wood grain
- Low usage: 5 to 8 g/ft² per layer, depending on the absorption of the substrate
- Easy to apply on all vertical wooden surfaces
- Easier to apply on other paint systems and surfaces than other paints and wood treatment products (no dripping, easy to apply overhead)
- Can be applied in 1 or 2 layers depending on the look you want

REMARK

The wood pores remain open; this allows the wood to breath and guarantees optimal moisture-regulation.
Rubio WoodCream is water-repellent and self-cleaning, reducing the risk of micro-organism growth (algae, molds, fungi).

› Technical characteristics

- Chemical basis: wax-based
- Physical state: cream
- Density: 950-1050 g/L (transparent – colors)
- pH: 8.0 - 9.0
- Gloss level: semi-matte
- Drying time: depending on climate: ± 12 hours
- Dry to touch after 30 minutes
- A second layer can be applied after 3 hours
- The water-beading effect starts after 3 hours
- VOC free

TECHNICAL INFORMATION

Rubio WoodCream is a breathable hydrophobic wax-based cream that colors and protects the wood and makes it water-repellent. The wax-based cream leaves no film behind, so that the porosity remains open and therefore the vapor permeability is retained. Wood fibers have a capillary effect that allows water to be easily absorbed. By applying a wax-hydrophobic agent to the pore walls, this capillary effect is converted into a water-repellent effect, but without reducing the opening of the pores necessary for vapor diffusion. Air and water vapor are let through just as before.

The cream structure of the wax-based cream creates a long contact time of the product with the wood. This gives the capillary effect of the wood enough time to absorb the active water-repellent ingredients, creating a very deep penetration into the wood, which benefits the durability of the water-repellent effect. This allows the wood to be colored and made water-repellent in one layer. If you want to achieve an more opaque appearance, this can easily be done by applying a second layer without changing the properties of the cream. This technology will ensure the natural look and feel of the wood.

› Storage

The product can be stored up to 24 months. Store in dry conditions and in the original unopened packaging. Do not allow to freeze.

› Packaging

- Can 100 ml, 1 L

› Consumption

Depending on the type of substrate: 120-200 ft²/L (12-20 m²/L)

These usages are merely indicative. Results depend on wood type and method of preparation. It is always recommended to make a sample in order to calculate the exact usage.

› Colors

Colors shown are on pine.

The colors shown are for reference only and are not binding.



The Grey Collection

				
DIRTY GREY #1	TIMELESS GREY #2	MISTY GREY #3	GRAVEL GREY #4	BLUE GREY #5
				
GREEN GREY #6	BOLD BLACK #7	CHARMING GREY #8	TRANSPARENT #0	

The Traditional Collection

				
SNOW WHITE	CREAMY WHITE	MOCHA CREAM	SALTED CARAMEL	RICH ALMOND
				
BURNED CHOCOLATE	SOFT TAUPE	DEEP TAUPE	SWEET TOFFEE	

The Scandinavian Collection

				
OSLO OCHRE	SWEDISH RED	QUIET GREEN	COUNTRY GREEN	FOREST GREEN
				
FJORD BLUE	AURORA BLUE	NAVY BLUE	ICE BLUE	

APPLICATION INFORMATION

› On site application

Range of use:

- Wood outdoors - vertical wood application
- Wood moisture level: max. 18%
- Wood elements without ground contact according to EN 335-1, appl. class 2 and 3
- Building elements without dimensional stability: e.g. fences, framework, carports, wood sidings
- Building elements with limited dimensional stability: e.g. shutters, profiled boards, garden sheds

› Preparation

- Application temperature: 50°F – 80°F (10°C – 30°C)
- Ensure that the vertical wood is dry and clean
- In case of extremely soiled and oily wood or mildew stains, the wood must be cleaned with a mixture of 10% Rubio Monocoat Exterior Wood Cleaner and water. The wood must be thoroughly rinsed with water after the use of Rubio Monocoat Exterior Wood Cleaner and before application.

Consult the accompanying technical data sheet before use.

› Instructions for use

Manual application

A. On new wood

STEP 1. Prepare the surface in order to achieve the desired result (planed, sanded, wire brushed...).

STEP 2. Remove sanding dust from the surface and wipe dry.

STEP 3. Stir Rubio WoodCream well before applying it (undiluted).

STEP 4. Apply carefully and evenly, to the vertical surface with a block brush suitable for water-beading products. Work with the grain in sections approximately 3 to 4 boards wide. It's best to keep a wet edge. In one motion, use an application brush to perform a final pass, ensuring the WoodCream application is even and consistent.

STEP 5. In case a more opaque result is required you can apply a second layer after at least 3 hours. Since the first layer is already water-repellent, the second layer will not adhere to the first layer as easily. We recommend to spread the product with the block brush on the first layer in one smooth movement and go over it several times.

a. Creating an aged/transparent effect on new wood

STEP 1. Prepare the surface in order to achieve the desired result (planed, sanded, wire brushed...).

STEP 2. Remove sanding dust from the surface and wipe dry.

STEP 3. Stir Rubio WoodCream well and **dilute it with Rubio WoodCream Softener** in order to create a more transparent effect (proportion: max 1:1).

STEP 4. Apply carefully and evenly to the vertical surface with a block brush suitable for water-beading products. Work with the grain in sections approximately 3 to 4 boards wide. It's best to keep a wet edge. In one motion, use an application brush to perform a final pass, ensuring the WoodCream application is even and consistent.

REMARK

- In order to create an **aged effect** on new wood a color from the **Grey Collection** must be diluted with Rubio WoodCream Softener.
- In order to create a more **transparent effect** (when desired) a Rubio WoodCream color must be **diluted** with **Rubio WoodCream Softener**. Add Rubio WoodCream Softener until the desired effect is achieved. The maximum proportion is 1: 1.
- In order to create a **non-colored effect** you can use the color **Transparent #0** (undiluted) from the **Grey Collection**. Though it has no UV-filter, it allows the wood to age naturally while still providing protection and water-repellency.

B. In case of renovation/refreshing Rubio WoodCream

STEP 1. Clean the surface by using water at low pressure and a soft brush; there is no need for sanding.

STEP 2. Stir Rubio WoodCream well and dilute it with Rubio WoodCream Softener in a ratio from 9 parts Rubio WoodCream and 1 part Rubio WoodCream Softener. You can adjust this ratio to max. 1 part Rubio WoodCream and 1 part Rubio WoodCream Softener to achieve the desired result.

STEP 3. Apply carefully and evenly to the vertical surface with a block brush suitable for water-beading products. Work with the grain in sections approximately 3 to 4 boards wide. It's best to keep a wet edge. In one motion, use an application brush to perform a final pass, ensuring the WoodCream application is even and consistent.

C. In case of renovation on older non-Rubio products

- STEP 1.** In case of extremely soiled and oily wood or mildew stains, the wood must be cleaned with a mixture of 10% Rubio Monocoat Exterior Wood Cleaner and water. The wood must be thoroughly rinsed with water after the use of Rubio Monocoat Exterior Wood Cleaner and before application. Consult the accompanying technical data sheet before use.
- STEP 2.** Remove all loose coatings or wood fibers (sanding, steel, or brass brush).
- STEP 3.** Remove sanding dust from the surface and wipe dry.
- STEP 4.** Stir Rubio WoodCream well before applying it (undiluted), carefully and evenly, to the vertical surface with a block brush suitable for water-beading products. Work with the grain in sections approximately 3 to 4 boards wide. It's best to keep a wet edge. In one motion, use an application brush to perform a final pass, ensuring the WoodCream application is even and consistent.
- STEP 5.** Apply a second layer in order to prevent gloss differences between raw wood and patches where the old coating was still present.

Industrial application

If you want to apply this product in an industrial manner, we advise you to get in contact with our technical care team.

› **Maintenance information**

In general we recommend a yearly visual check-up just after winter season.

Please check for the presence of the following three points:

- a. Dirt & green deposits; clean with low pressure water and soft brush
- b. Fading out of colors
- c. Diminishing water-beading effect

If necessary (concerning point b./c.), apply a maintenance coat according to the instructions. The frequency of maintenance depends on the weather conditions:

- In normal weather conditions: every 5 years
- In extreme weather conditions: every 3 years
- In ideal circumstances, this can take significantly longer: up to 10 years

Normal climates: when the color fades, apply a maintenance coat of Rubio WoodCream with Rubio WoodCream Softener in a ratio from 9 parts Rubio WoodCream and 1 part Rubio WoodCream Softener to max. 1 part Rubio WoodCream and 1 part Rubio WoodCream Softener to achieve the desired result. Consult the technical data sheet for more information.

Frequency according to exposure, geographical situation, solar orientation of the treated wood, wood type, and desired shade. Waterfront, seaside, pilling, wetland, and marshland scenarios sometimes require more frequent maintenance.



› **Maintenance instructions**

- STEP 1.** The wood must be cleaned with a mixture of 10% Rubio Monocoat Exterior Wood Cleaner and water. After the use of Rubio Monocoat Exterior Wood Cleaner, clean the surface by using water at low pressure and a soft brush; there is no need for sanding. Consult the accompanying technical data sheet before use.
- STEP 2.** Stir Rubio WoodCream well and dilute it with Rubio WoodCream Softener in a ratio from 9 parts Rubio WoodCream and 1 part Rubio WoodCream Softener to max. 1 part Rubio WoodCream and 1 part Rubio WoodCream Softener in order to achieve the desired result.
- STEP 3.** Apply carefully and evenly to the vertical surface with a block brush suitable for water-beading products. Work with the grain in sections approximately 3 to 4 boards wide. It's best to keep a wet edge. In one motion, use an application brush to perform a final pass, ensuring the WoodCream application is even and consistent.

› **Tips & Tricks**

- Avoid direct sunlight on the surface.
- In case of high temperatures (> 85°F (30°C)) or when there is no shade, we recommend diluting Rubio WoodCream with Rubio WoodCream Softener in order to make the product easier to apply and to allow it to dry less quickly.
- On rough and very absorbent wood surfaces, we recommend diluting Rubio WoodCream with Rubio WoodCream Softener so you can easily apply Rubio WoodCream on the surface. For a more opaque effect you can apply a second layer.
- Tools can be cleaned using water.

› Related products



Check the packaging and the safety data sheet for more details.

For our complete assortment of products for the protection and coloring of interior and exterior wood, please visit www.rubimonocoatusa.com

YOUR DISTRIBUTOR:

LIABILITY: It is the user's responsibility to establish, through his own tests, whether the product is suitable for the chosen application. In no case can Muylle Facon BV be held liable for any consequential damage. The information above may be subject to changes, which will be published in the updated versions of the technical data sheet. We cannot be held liable for poor results due to causes that are not related to the quality of the product. This technical information has been drawn up based on the currently available information and knowledge. The most recent technical data sheets can be requested or are available on the website. **Date of TDS: 10/03/2021. Check the safety information before using the product.**



Rubio[®] MONOCOAT

MUYLLE  FACON

Muylle Facon BV
Ambachtenstraat 58
8870 Izegem (BELGIUM)

Phone +32 (0) 51 30 80 54
Fax +32 (0) 51 30 99 78
info@muyllefacon.be

www.rubimonocoat.com